

# Product information

## Sedus on spot

sedus

### on spot

4-leg version, Swivel chair with castors, Swivel chair

The best ideas generally arise where people come together and feel comfortable. With Sedus on spot and the exclusive version on spot vero you can create the right atmosphere. Its inviting and cosy design combines the relaxed character of a lounge with productive seating ergonomics. It is a concept that promotes a culture of dialogue – the time where work was solely done by the desks in its past. Team and co-working areas and places of retreat are also becoming increasingly important – these are the central areas for which on spot has been developed. you have a choice of many different versions that can all be individually configured.



## Performance features



### seat shell

A special production process allows a seat shell with a uniform, aesthetic shape on the outside while the inside is ergonomically pleasant with a seat pan and lumbar support.



### Armrests

on spot's comfortable seating position is complemented by comfortable armrest wings with a wide contact surface.



### Individuell

Five shell colours, four frame versions, metal or wood, puristic or upholstered – on spot not only combines work and well-being, but also allows a personal touch. No matter which on spot you go for: the homely design not only looks good, it does you good too.

## Certificates of performance



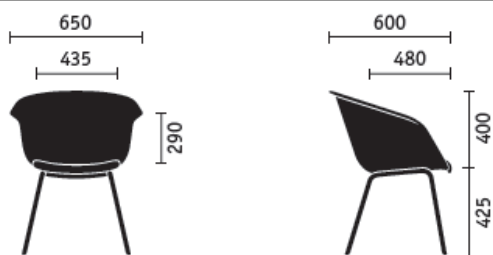
Programme overview: 4-leg version



Basic features: 4-leg version

<b>Shell</b>	One-piece polypropylene shell, up to 40% recycled material. Ergonomically shaped seat shell: visually constant outer contour combined with different wall thicknesses, in particular in the lumbar area. Wall thickness is 17 mm in the lumbar area, 6 mm at the backrest edge. Seat tilt of about 6° for slightly upright sitting position between an active and a relaxed seating position for use in combination with meeting tables. Model colour: white
<b>Armrests</b>	Armrests (width 50 mm) directly integrated into shell at the height of the backrest. Armrest wings and wrap-around, rounded shape of the shell allow different arm positions.
<b>User weight</b>	Recommended for user weights up to 110 kg
<b>Frame</b>	Steel frame, diameter 20 mm, thickness 2.5 mm, powder coated, plastic tilted glides, Quick-Click system, replaceable without tools  Lacquered frame made of solid wood, in natural beech or natural oak, plastic glides, Quick-Click system, replaceable without tools
<b>Optional</b>	Steel frame not stackable in black, white, grey, mustard yellow, raspberry, polished Wooden frame not stackable oak natural Seat upholstered, backrest in plastic Seat and backrest upholstered Model colour black, grey, mustard yellow, raspberry Felt glides

Dimensions: 4-leg version



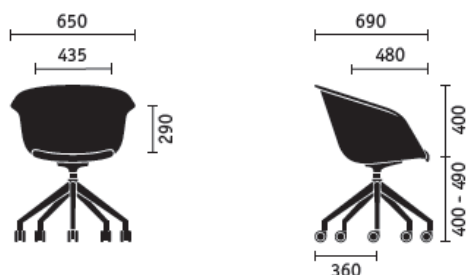
Programme overview: Swivel chair with castors



Basic features: Swivel chair with castors

<b>Shell</b>	One-piece polypropylene shell, up to 40% recycled material. Ergonomically shaped seat shell: visually constant outer contour combined with different wall thicknesses, in particular in the lumbar area. Wall thickness is 17 mm in the lumbar area, 6 mm at the backrest edge. Seat tilt of about 6° for slightly upright sitting position between an active and a relaxed seating position for use in combination with meeting tables. Model colour: white
<b>Armrests</b>	Armrests (width 50 mm) directly integrated into shell at the height of the backrest. Armrest wings and wrap-around, rounded shape of the shell allow different arm positions.
<b>Seat height-adjustment</b>	Gas spring for infinitely variable height adjustment 400 - 490 mm
<b>Base</b>	Basic base made of plastic (polyamide, glass-fibre reinforced) with 5 arms, black or white, castors with 50 mm diameter, Hard castors for soft flooring
<b>Optional</b>	Plastic base white Seat upholstered, backrest in plastic Seat and backrest upholstered Model colour white, black, grey, mustard yellow, raspberry Soft castors for hard flooring Plastic glides/ Felt glides

Dimensions: Swivel chair with castors



Programme overview: Swivel chair

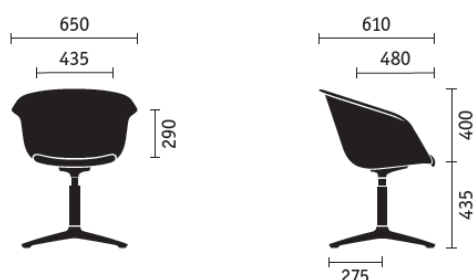


us-202

Basic features: Swivel chair

<b>Shell</b>	One-piece polypropylene shell, up to 40% recycled material. Ergonomically shaped seat shell: visually constant outer contour combined with different wall thicknesses, in particular in the lumbar area. Wall thickness is 17 mm in the lumbar area, 6 mm at the backrest edge. Seat tilt of about 6° for slightly upright sitting position between an active and a relaxed seating position for use in combination with meeting tables. Model colour: white
<b>Armrests</b>	Armrests (width 50 mm) directly integrated into shell at the height of the backrest. Armrest wings and wrap-around, rounded shape of the shell allow different arm positions.
<b>Seat height-adjustment</b>	Rotatable seat shell, with integrated return mechanism. Sinks down by up to 25 mm when you sit down. Vertical tube and seat support colour (5 colours) matched to the colour of the star base version, seat height 435 mm
<b>Base</b>	Aluminium star base with 4 arms, powder coated in black Plastic glides
<b>Optional</b>	Aluminium base in white, grey, mustard yellow, raspberry or polished Seat upholstered, backrest in plastic Seat and backrest upholstered Model colour black, grey, mustard yellow, raspberry Felt glides

Dimensions: Swivel chair



Frame colours



*on spot* swivel chair on castors



*on spot* four-leg



*on spot* swivel chair



*on spot* four-leg in wood

