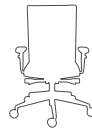


CATALOGUE Classic



profim



stacking (maximum quantity)



stacking on trolley for transportation (maximum quantity)



joining in rows



felt glides



teflon glides



right-sided table top



left-sided table top



CHROMIUM (III)
Eco-Friendly Technology

Products plated
with trivalent chromium.

**3 YEAR
GUARANTEE**

ARMCHAIRS AND SWIVEL CHAIRS

PERFO III 6-7

PLAYA 8-9

SOLO 10-11

SOFAS, ARMCHAIRS, MODULAR SYSTEMS

KOKO 14-15

VANCOUVER ROUND 16-17

VANCOUVER SQUARE 16-17

CONFERENCE CHAIRS

DREAM 20-23

DUO 24-25

JET 26-27

MUZA 28-29

OLO 30-31

RIO 32-33

SIS 34-35

LABORATORY CHAIRS

TABORET 36-37

TULIP 36-37

COAT STANDS

P101 38-39

P103 38-39

TECHNICAL DETAILS 40-49

CODING 50-58

ARMCHAIRS AND SWIVEL CHAIRS

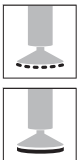
PERFO III
PLAYA
SOLO





PERFO III 11S CHROME P54PU

PERFO III 213S BLACK P51PU



PERFO III 213VN CHROME PU

PERFO III 11S CHROME P54PU

PERFO III 213S BLACK P51PU



PLAYA 11SL BLACK P45PU





PLAYA 12SL BLACK P45PU



PLAYA 12SL BLACK P45PU



PLAYA 12SL BLACK P54PU



SOLO 10S P20



SOLO 10A



SOLO 10A P20




SOLO 10S P20



SOLO 10A

KOKO
VANCOUVER ROUND
VANCOUVER SQUARE





KOKO 1PE CHROME GLIDES




KOKO 1HE CHROME GLIDES

In version with glides the gaslift is equipped with memory thanks to which the armchair returns to its previous position.



KOKO 1HE CHROME CASTORS

Two types of castors for different surfaces.



Benches / armchairs with or without armrests



KOKO 1P CHROME



KOKO 2P CHROME



KOKO 3P CHROME



KOKO TABLE S3 CHROME



KOKO TABLE S2 CHROME



KOKO TABLE S1 CHROME

P

full armrest



KOKO 1P CHROME

H

metal armrest with wooden pad



KOKO 1H CHROME

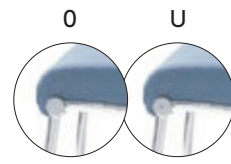
U

handle for table

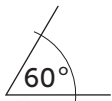


KOKO 1UL CHROME

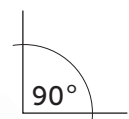
handle for table top adapters



without handle for table top adapters – plug




KOKO TABLE TOP B3



KOKO TABLE TOP B2



KOKO TABLE TOP B1





VANCOUVER ROUND



VR1



VR2

VANCOUVER SQUARE



VS1




VS2



VS2,5

CONFERENCE CHAIRS





DREAM
DUO
JET
MUZA
OLO
RIO
SIS





DREAM 575H METALLIC CASTORS



▲
also available trolley for transporting the chairs



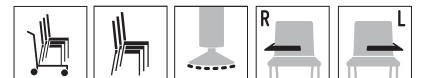
DREAM 550H METALLIC GLIDES



DREAM 550H CHROME GLIDES



DREAM 555H BLACK 2PB GLIDES





3 x DREAM 570H BLACK 2PB GLIDES



DREAM 570H METALLIC 2P CASTORS



DREAM 575V METALLIC



DREAM 575V METALLIC 2P



DREAM chairs are available in 6 colours of plastics:





DREAM 570L2B BLACK



DREAM 550L3 BLACK



DREAM 570L3 BLACK

DREAM



DREAM 570L3B BLACK



4

DUO CHROME

DUO



DUO CHROME



4

JET K1H CHROME



JET K1H CHROME 2P



JET K1H CHROME 2PB





K2H - 4
K2H 2P - 2

JET K2H CHROME



JET K2H SATINE 2P



MUZA WOOD METALLIC

MUZA



MUZA CHROME PP



MUZA BLACK



MUZA WOOD METALLIC



MUZA CHROME



3



OLO 11H BLACK GLIDES



OLO 11H METALLIC 2P GLIDES



OLO 11H BLACK CASTORS



OLO 11E METALLIC



OLO 11E METALLIC 2P



OLO 11H METALLIC 2P CASTORS
(stacking)



RIO L2B CODE



RIO BLACK CODE



RIO METALLIC H



RIO BLACK CODE
(stacking)



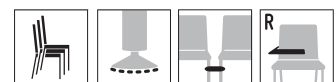
RIO L3



RIO METALLIC



RIO CHROME P31



5





SIS H METALLIC C



SIS H METALLIC C



SIS H CHROME C



SIS H BLACK C



SIS H CHROME



SIS H CHROME



3



TULIP 3A PU



TABORET PU

TABORET



TABORET



TABORET PU



TABORET PU HIGH



TABORET HIGH
(upholstery)

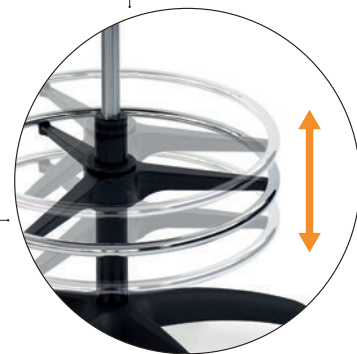
TULIP



TULIP 3A PU



TULIP 3A PU HIGH





P. 101 METALLIC



P. 103 BLACK

P101



P. 101 METALLIC



P. 103 CHROME

P103



PERFO III 115



PERFO III 213S



Total height:

Minimum dimension measured according to scheme: seat, backrest - minimum position.
Maximum dimension measured according to scheme: seat, backrest - maximum position.

Seat height:

Seat height is measured without seat burden.

*Seat height measured according to PN EN 13761 norm (with seat burden).

PERFO III 213VN



PLAYA 12SL



PLAYA 11SL



Total height:

Minimum dimension measured according to scheme: seat, backrest - minimum position.
 Maximum dimension measured according to scheme: seat, backrest - maximum position.

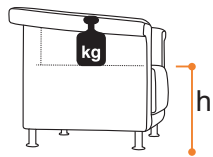
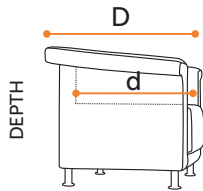
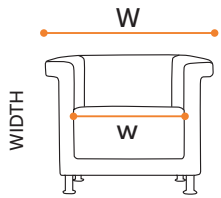
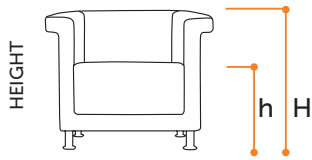
Seat height:

Seat height is measured without seat burden.

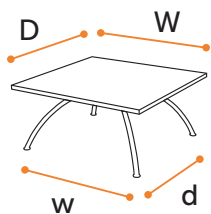
*Seat height measured according to PN EN 13761 norm (with seat burden).

SOLO 10S / 10A





Seat height:
 Seat height is measured without seat burden.
 *Seat height measured according to PN EN 13761 norm (with seat burden).



KOKO



KOKO 1U

H 840 / W 550 / D 710
 h 450 / w 550 / d 500
 h* 410



KOKO 2U
 KOKO 2O

H 840 / W 1100 / D 710
 h 450 / w 1100 / d 500
 h* 410



KOKO 3U
 KOKO 3O

H 840 / W 1650 / D 710
 h 450 / w 1650 / d 500
 h* 410

KOKO



KOKO 2P

H 840 / W 1210 / D 710
 h 450 / w 1100 / d 500
 h* 410



KOKO 3P

H 840 / W 1760 / D 710
 h 450 / w 1650 / d 500



KOKO 1HE

H 850-940 / H 830-900
 W 680 / D 700, h* 420-510
 h 470-560 / h 460-530
 w 550 / d 500, h* 420-490

VANCOUVER ROUND



VR 1

H 750 / W 700 / D 620
 h 460 / w 490 / d 500
 h* 400



VR 2

H 750 / W 1290 / D 620
 h 460 / w 1070 / d 500
 h* 400

VANCOUVER SQUARE



VS1

H 760 / W 850 / D 780
 h 440 / w 540 / d 520
 h* 400



VS2

H 760 / W 1390 / D 780
 h 440 / w 1070 / d 520
 h* 400



VS2.5

H 760 / W 1640 / D 780
 h 440 / w 1330 / d 520
 h* 400



KOKO 1H

H 840 / W 680 / D 710
h 450 / w 550 / d 500
h* 410



KOKO 2H

H 840 / W 1230 / D 710
h 450 / w 1100 / d 500
h* 410



KOKO 3H

H 840 / W 1780 / D 710
h 450 / w 1650 / d 500
h* 410



KOKO 1P

H 840 / W 640 / D 710
h 450 / w 550 / d 500



KOKO 1PE

H 850-940 / H 830-900
W 680 / D 700, h* 420-510
h 470-560 / h 460-530
w 550 / d 500, h* 420-490



KOKO TABLE S3

H 420 / W 700 / D 700
w 700 / d 700



KOKO TABLE S2

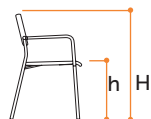
H 420 / W 900 / D 900
w 850 / d 850



KOKO TABLE S1

H 420 / W 1650 / D 900
w 1600 / d 860

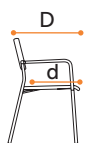
HEIGHT



WIDTH



DEPTH



STACKING



Seat height:
Seat height is measured without seat burden.
*Seat height measured according to PN EN 13761 norm (with seat burden).

DREAM



550H / 555H

H 800 / h 480 / h* 460
W 520 / w 470 / O 410 / B 520
D 520 / d 440



550H 2P / 555H 2P

H 800 / h 480 / h* 460 / P 680
W 600 / w 470 / O 410 / B 520
D 520 / d 440



550V / 555V

H 830 / h 480 / h* 440
W 520 / w 470 / O 410 / B 520
D 550 / d 430



550V 2P / 555V 2P

H 830 / h 480 / h* 440 / P 700
W 600 / w 470 / O 410 / B 520
D 550 / d 430

DREAM



550L3

H 790 / h 470 / h* 450
W 1890 / w 470 / O 410 / B 1890
D 600 / d 440



550L4

H 790 / h 470 / h* 450
W 2550 / w 470 / O 410 / B 2550
D 600 / d 440



550L5

H 790 / h 470 / h* 450
W 3210 / w 470 / O 410 / B 3210
D 600 / d 440

JET



K2H

H 800 / h 470 / h* 450
W 470 / w 430 / O 480 / B 470
D 560 / d 470



K2H 2P

H 800 / h 470 / h* 450 / P 670
W 540 / w 430 / O 480 / B 470
D 560 / d 470

MUZA



PP

H 840 / h 460 / h* 430 / P 690
W 520 / w 470 / O 460 / B 520
D 640 / d 460

RIO



upholstery

H 820 / h 460 / h* 420
W: L2: 1220 L3: 1790 L4: 2360
L5: 2930 L6: 3500 / w 480 / O 490
D 600 / d 420



plywood / plastic

H 850 / h 470 / h* 460
W 540 / w 470 / O 460 / B 540
D 560 / d 390



plywood / plastic

H 800 / h 430 / h* 420
W: L2: 1220 L3: 1790 L4: 2360
L5: 2930 L6: 3500 / w 470 / O 460
D 600 / d 390



570H / 575H

H 810 / h 490 / h* 460
W 520 / w 480 / O 420 / B 520
D 520 / d 430



570H 2P / 575H 2P

H 810 / h 490 / h* 460 / P 680
W 600 / w 480 / O 420 / B 520
D 520 / d 430



570V / 575V

H 840 / h 490 / h* 440
W 520 / w 480 / O 420 / B 520
D 550 / d 420



570V 2P / 575V 2P

H 840 / h 490 / h* 440 / P 700
W 600 / w 480 / O 420 / B 520
D 550 / d 420



550L2

H 790 / h 470 / h* 450
W 1230 / w 470 / O 410 / B 1230
D 600 / d 440

DUO



H 820 / h 480 / h* 460
W 500 / w 440 / O 460 / B 500
D 570 / d 430



K1H

H 800 / h 460 / h* 440
W 480 / w 420 / O 480 / B 470
D 550 / d 460



K1H 2P

H 800 / h 460 / h* 440 / P 670
W 540 / w 420 / O 480 / B 470
D 550 / d 460

OLO



11H + 2P

H 880 / h 480 / h* 440 / P 730
W 620 / w 470 / O 440 / B 560
D 570 / d 420



11E + 2P

H 880-1000 / h 490-610 / h* 440-560
W 620 / w 470 / O 440 / B 570
D 580 / d 440



upholstery

H 850 / h 490 / h* 450
W 540 / w 480 / O 490 / B 540
D 560 / d 420

SIS

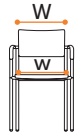
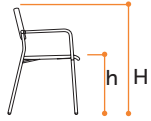


H C

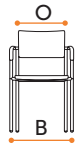
H 790 / h 480 / h* 460 / P 650
W 570 / w 450 / O 440 / B 530
D 630 / d 460

TABORET

HEIGHT



WIDTH



DEPTH



plywood

H/h 410-520
W 620 / w 360 / B 620
D 590 / d 360



plywood high

H/h 570-830
W 680 / w 360 / B 680
D 650 / d 360



PU / upholstery

H/h 430-540
W 620 / w PU: 340,
uphol.: 380 / B 620
D 590 / d PU: 340, uphol.: 380



PU / upholstery high

H/h 580-840
W 680 / w PU:340,
uphol.:380 / B 680
D 650 / d PU:340, uphol.:380

COAT STANDS



P101

H 1750
W 570
D 570



P103

H 1690
W 460
D 460

TULIP



3A PU

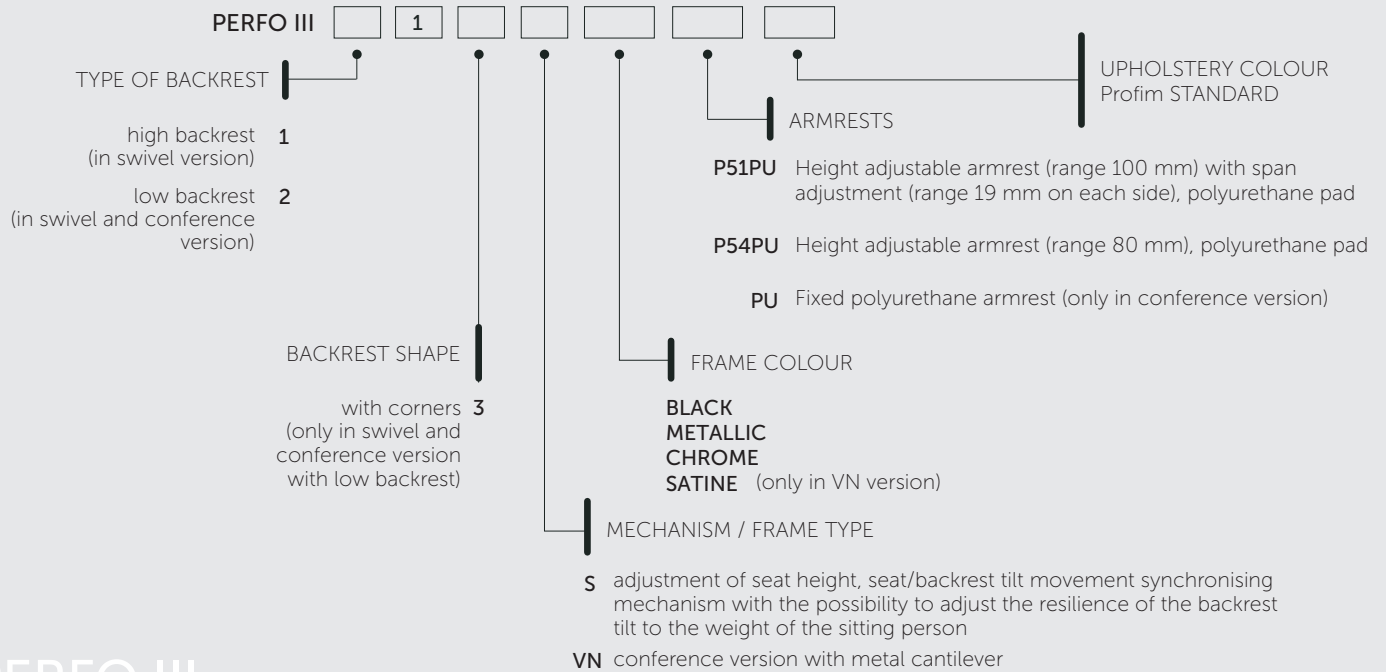
H 830-950 / h 430-550
W 620 / w 470 / O 400 / B 620
D 620-640 / d 390-420



3A PU high

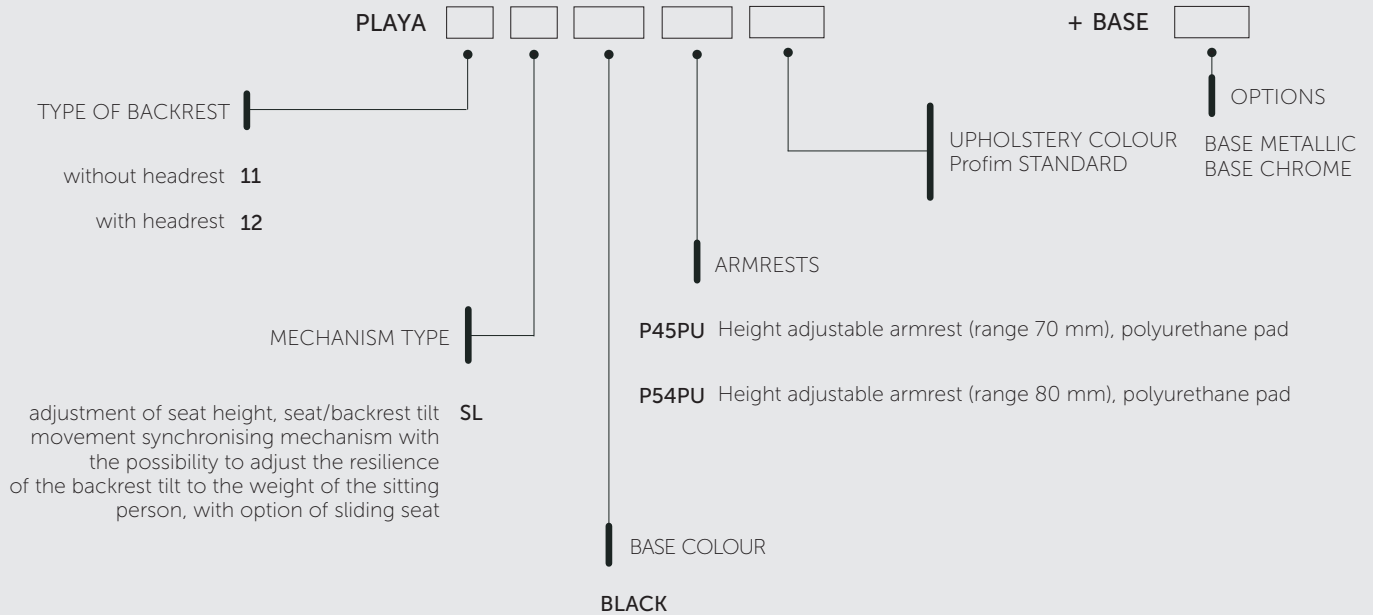
H 1010-1300 / h 620-780
W 680 / w 470 / O 400 / B 680
D 650-670 / d 390-420

PLEASE USE CODES AT ORDER:



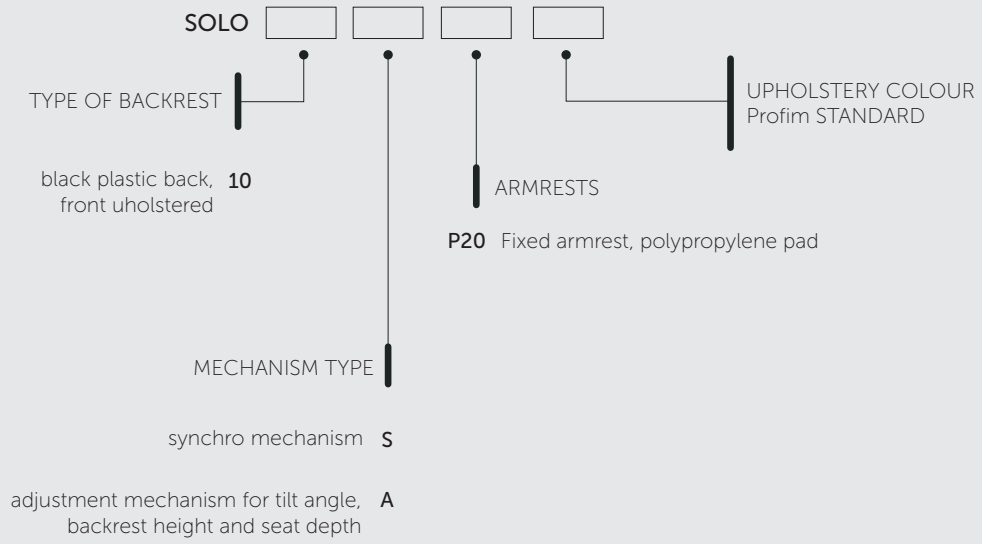
PERFO III

PLEASE USE CODES AT ORDER:



PLAYA

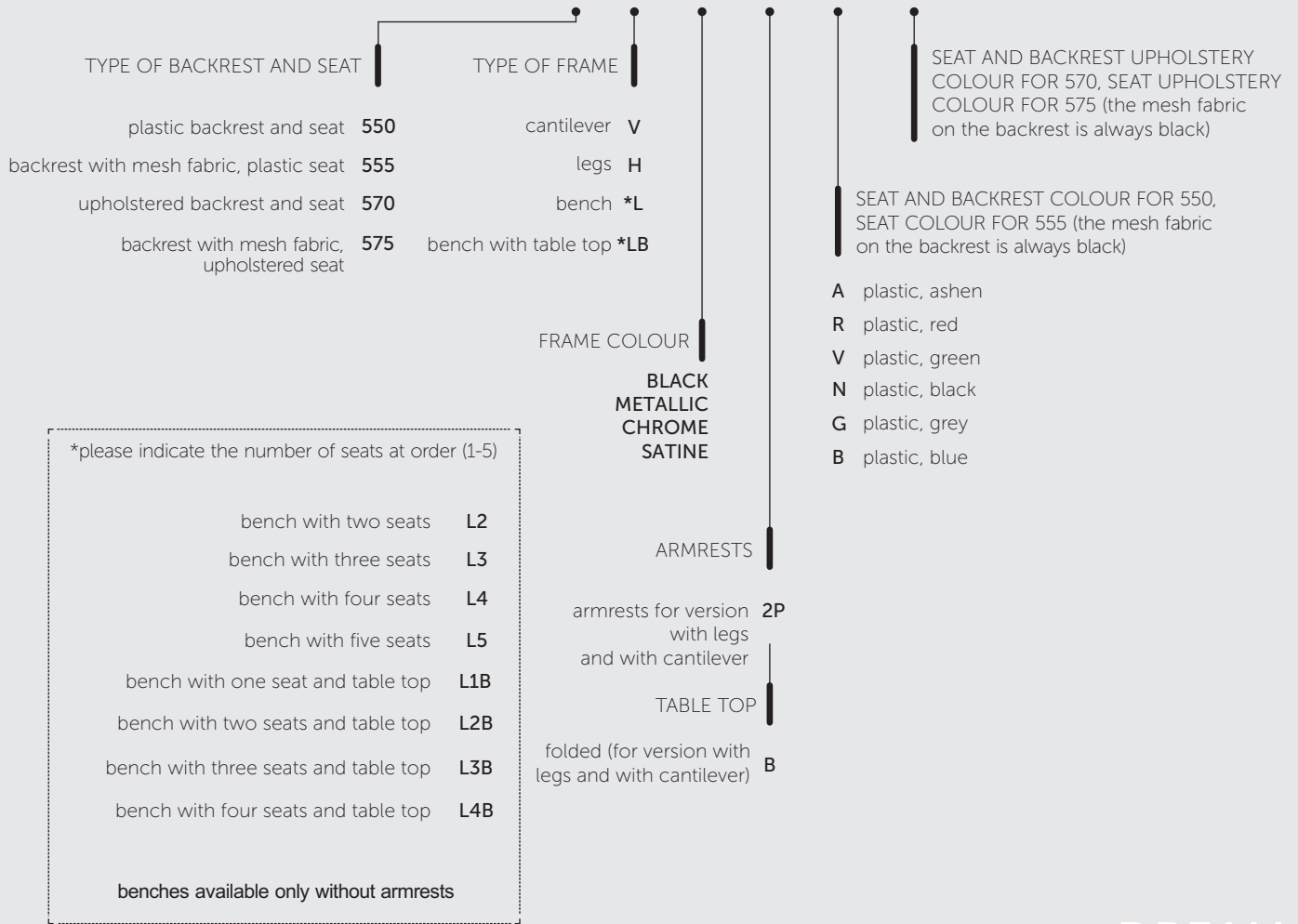
PLEASE USE CODES AT ORDER:



SOLO

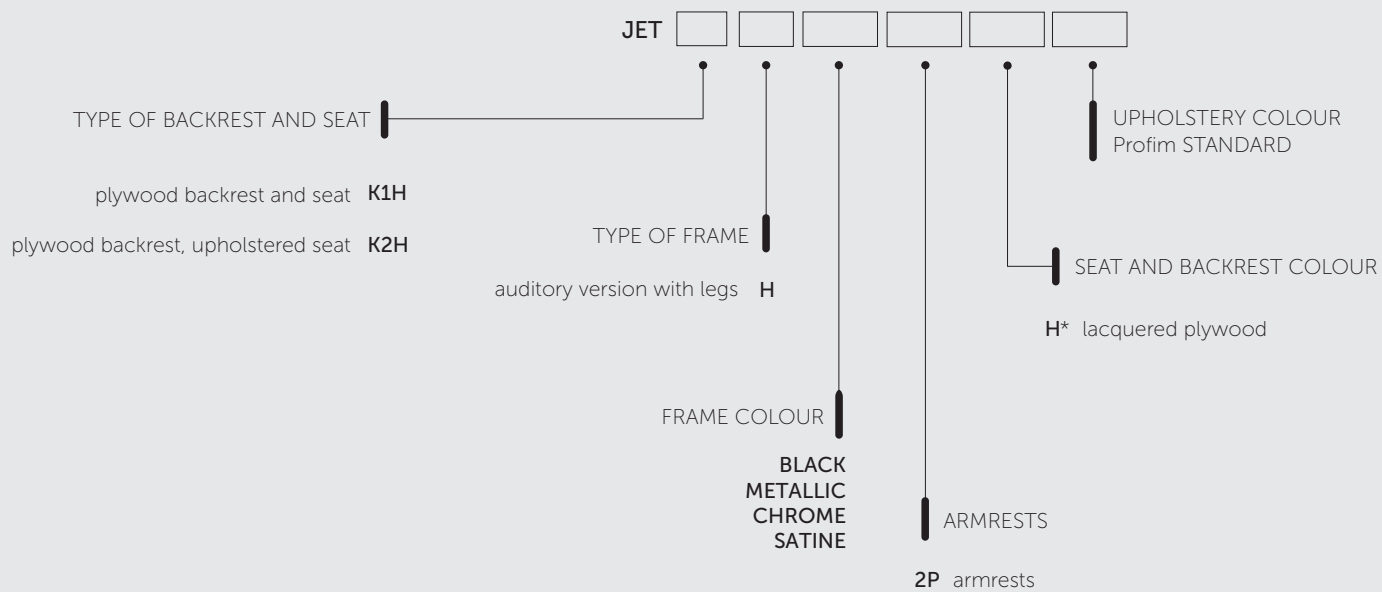
PLEASE USE CODES AT ORDER:

DREAM



DREAM

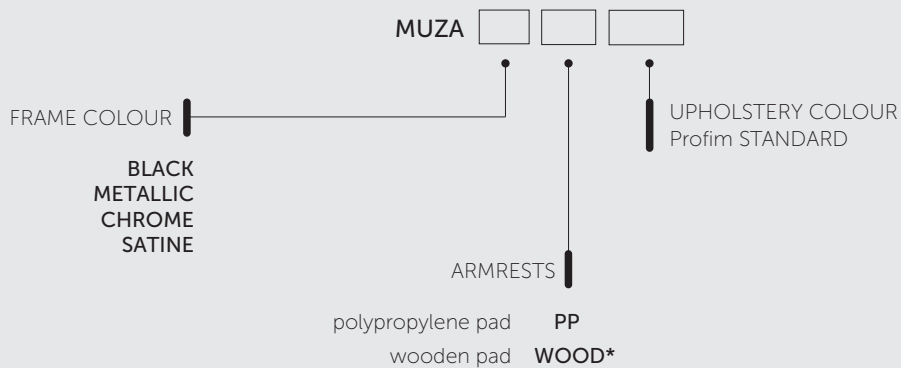
PLEASE USE CODES AT ORDER:



JET

*Colours of plywood - standard colours of lacquer: H5, H6, H7, H8, H11, H12.

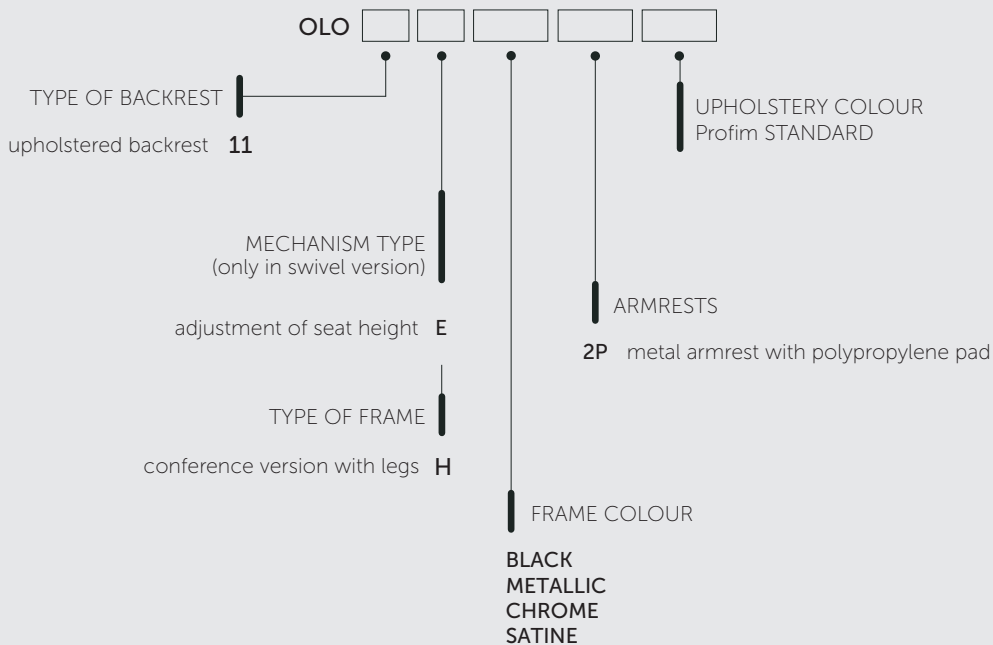
PLEASE USE CODES AT ORDER:



MUZA

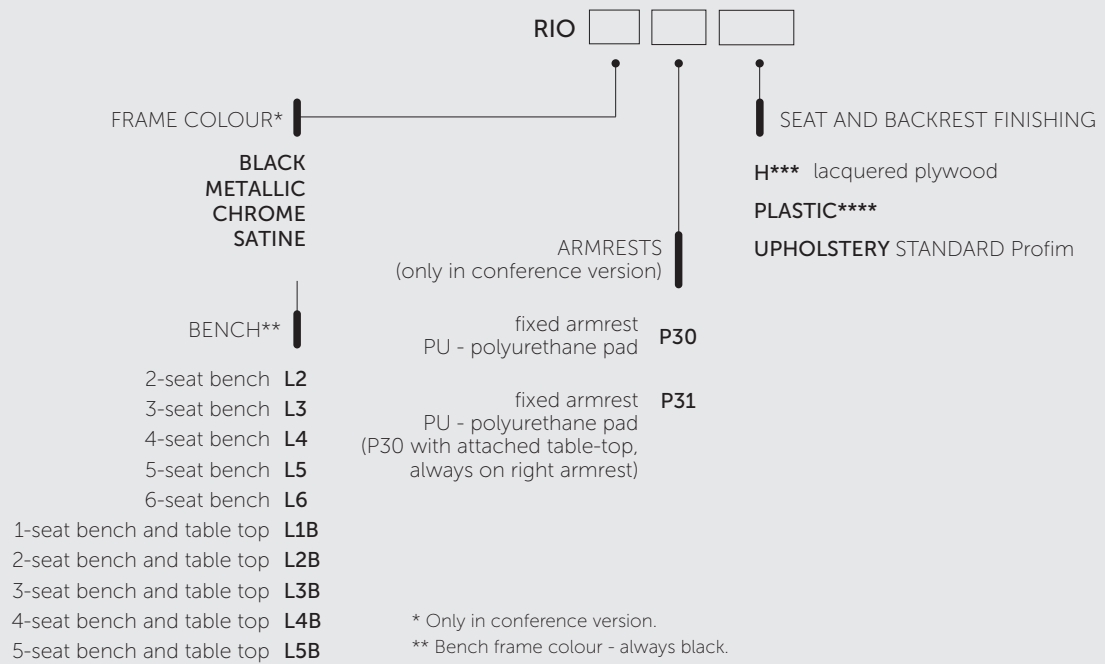
*Wooden pad - standard colours of lacquer: H5, H6, H7, H8, H11, H12.

PLEASE USE CODES AT ORDER:



OLO

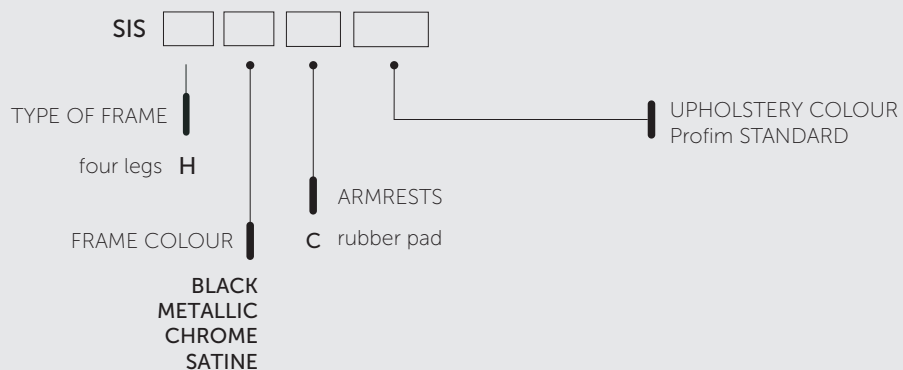
PLEASE USE CODES AT ORDER:



* Only in conference version.
 ** Bench frame colour - always black.
 *** Colours of plywood - standard colours of lacquer (H5, H6, H7, H8, H11, H12).
 **** Colours of plastics: CODE 01, CODE 03, CODE 07, CODE 10.

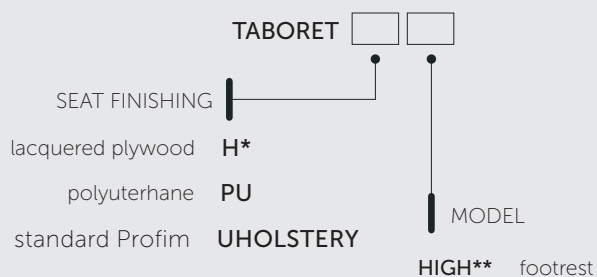
RIO

PLEASE USE CODES AT ORDER:



SIS

PLEASE USE CODES AT ORDER:



* Colours of plywood - standard colours of lacquer (H5, H6, H7, H8, H11, H12).

** When footrest is applied only glides are available.

TABORET

PLEASE USE CODES AT ORDER:



* When footrest is applied only glides are available.

TULIP

profim