



Meeting & Training

D

|           |    |
|-----------|----|
| Switch    | 50 |
| Universal | 54 |
| Medici    | 56 |
| Opus      | 58 |
| Morph     | 60 |
| Kontrax   | 66 |

Morph  
Tilt  
P62

M

Meeting  
& Training

M

# Switch

Switch modular meeting tables come in 2 widths 1200mm and 1400mm and lengths from 1000mm to literally any length in 200mm increments.

Oh and they come with a lifetime guarantee too.

**Lifetime**  
GUARANTEE



Cable Spine  
P46

TIME  
5-STAR  
P97

Collection by  
**O.plan**

### Cable Access Cover

For cable access covers and desktop power units see page 47.



# Our 4 step guide configure meeting tables of **any length**

## Stage 1

Remove the end leg (shown in red) from the table starter section.



## Stage 2

Take as many shared leg add-on sections as you require.



## Stage 3

Place the end leg from the meeting table starter section onto the end of the last shared leg add-on section.





## Stage 4

A finished 4000mm meeting table.



### Colourways



### Features

25mm Top

Metal under frame structure for outstanding rigidity.

Build tables from 1000mm to any length in 200mm increments.

Widths 1200mm and 1400mm.



Switch Single Piece Square Meeting Table 725H

SW-MT1212 1200W x 1200D  
SW-MT1414 1400W x 1400D



Switch Single Piece Meeting Table & Large Table Starter Section 725H

| Depth(mm) | 1400 | 1200 |       |
|-----------|------|------|-------|
| SW-MTS10  | /14  | /12  | 1000W |
| SW-MTS12  | /14  | /12  | 1200W |
| SW-MTS14  | /14  | /12  | 1400W |
| SW-MTS16  | /14  | /12  | 1600W |
| SW-MTS18  | /14  | /12  | 1800W |
| SW-MTS20  | /14  | /12  | 2000W |



Switch Multi-Part Meeting Table 800W

| Depth(mm) | 1400 | 1200 |       |
|-----------|------|------|-------|
| SW-MTA10  | /14  | /12  | 1000W |
| SW-MTA12  | /14  | /12  | 1200W |
| SW-MTA14  | /14  | /12  | 1400W |
| SW-MTA16  | /14  | /12  | 1600W |
| SW-MTA18  | /14  | /12  | 1800W |
| SW-MTA20  | /14  | /12  | 2000W |



View the Full Range on pages 6-15

Meeting & Training

M

# Universal Meeting

The Universal Meeting collection can be used on its own or to match any of our Desking ranges branded Oplan.

Choose from a large range of configurations, bases and finishes to cover all your needs.

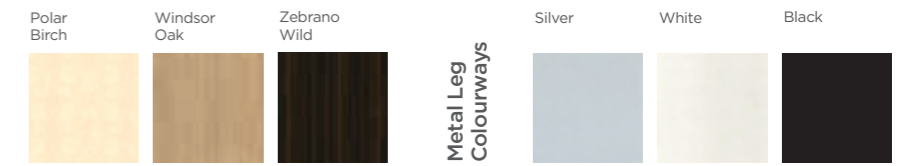

10 year  
GUARANTEE



OH002  
P105

## Universal Meeting Technical Data

### Colourways



### Features

All Panel Meeting Table tops and legs are made from 25mm E1 grade panel.

Adjustable feet levelling.

The paint used on the metal bases is completely solvent-free and offers up to 99% material utilisation. Consequently, this coating method is incredibly economical and at the same time, eco-efficient.



Meeting Table  
1000D x 725H

U-MT1000



Meeting Table  
1200D x 725H

U-MT1200



Meeting Table  
1000D x 725H

U-MT1810



Meeting Table  
1200D x 725H

U-MT2412



Meeting Table  
1000D x 725H

U-PT1000



Meeting Table  
1200D x 725H

U-PT1200



Meeting Table  
1000D x 725H

U-PT1810



Meeting Table  
1200D x 725H

U-PT2412



Meeting Table  
1400D x 725H

U-PT3014



Meeting Table  
1400D x 725H

U-PT4014  
U-PT5014  
U-PT6014

4000W  
5000W  
6000W

Meeting  
& Training

M

# Medici

Combining classic panel leg design with modern panache, medici will bring a sense of warmth and quality to your meeting or boardroom. Medici features 33mm thick desk tops.

10 year  
GUARANTEE

ON2MSC  
P93

Collection by  
**o.plan**

## Medici Technical Data

### Colourways

Alder



### Features

33mm thick tops.

Options for metal or panel bases.

Create large meeting tables in 1 metre increments from 3 metres.



Meeting Table  
1000D x 725H

M-1000/SCB 1000W



Meeting Table  
1200D x 725H

M-2412/SCB 2400W



Meeting Table  
1400D x 725H

M-3014/AL 3000W



Meeting Table  
1400D x 725H

M-MT4014 4000W  
M-MT5014 5000W  
M-MT6014 6000W

Meeting  
& Training

M

# Opus

Opus is a classical range of boardroom tables.

Opus is a modular system allowing a wide range of table sizes to be created.

10 Year  
GUARANTEE

Collection by  
**mdd**

## Opus Technical Data

### Colourways

Nut

Canadian Oak

Chestnut



### Features

46mm thick multipart top

28mm thick tegs

Ability to build tables of any length from 2.8 metres in 1.4 increments.



**Single Piece Table 2000mm**  
1100D x 750H

OPUS-MT2011      2000W



**2 Part Meeting Table 2800mm**  
1100D x 750H

OPUS-MT2811      2800W



**Multi Section Meeting Tables**  
1100D x 750H

OPUS-MT4211      4200W  
OPUS-MT5511      5600W  
OPUS-MT7011      7000W  
OPUS-MT8411      8400W

Meeting  
& Training

M

# Morph

Morph is designed to combine maximum versatility and space saving functionality. "Press" to unfold, "Press" to fold again for simple storage. Rectangular, trapezoid and semi circular tops offer endless configurations.

5 Year  
GUARANTEE



02



01



#### 01 Morph Fold

The Morph Fold comprises of 2 folding chrome legs and a patented mechanism. Simply press and the legs elegantly fold flat and lock in place.

Pictured here is a U-Shape configuration using 4 rectangular tables and 3 Trapezoid tables.

#### 02 Morph Fold Stacked

Morph Fold can be easily stacked away when not in use, we have engineered the leg joints to have plastic stands to separate the tables from one another.

Collection by  
**Oplan**



---

#### 01 Morph Tilt

---

Morph Tilt like its folding sister can be built into a wide variety of configurations using just a limited range of sizes.

Pictured here is a typical training room configuration of Morph in walnut.

---

#### 02 Morph Tilt Stowed

---

Morph Tilt can be concertinaed and packed away when not in use. Locking castors allow for easy relocation with the added benefit of being able to fix them in place when in use.

Collection by  
**Oplan**



01 Single Desk Configuration



02 Horse Shoe Configuration



03 Hexagon Shaped Configuration



04 Rectangular Configuration




05 U-Shape Configuration



06 D-End Configuration

## Colourways



## Features Morph Fold

25mm tops made from E1 grade heat and scratch resistant panel.

Chrome twin bar folding leg. Mechanism locks legs in place when open and closed so legs won't drop down when carried.

## Features Morph Tilt

25mm tops made from E1 grade heat and scratch resistant panel.

Chrome legs have locking castors.

Tops fold for easy storage.

## Morph Fold



Folding Leg Meeting Table Rectangular  
750D x 725H

M-F1275 1200W



Folding Leg Meeting Table Rectangular  
750D x 725H

M-F1575 1500W



Tilting Meeting Table Rectangular  
750D x 725H

M-T1275 1200W



Tilting Meeting Table Rectangular  
750D x 725H

M-T1575 1500W



Folding Leg Meeting Table Semi Circle  
750D x 725H

M-F1500D 1500W



Folding Leg Meeting Table Trapezoidal  
750D x 725H

M-FTZ 1500/750W



Tilting Meeting Table Semi Circle  
750D x 725H

M-T1500D 1500W



Tilting Meeting Table Trapezoidal  
750D x 725H

M-TTZ 1500/750W

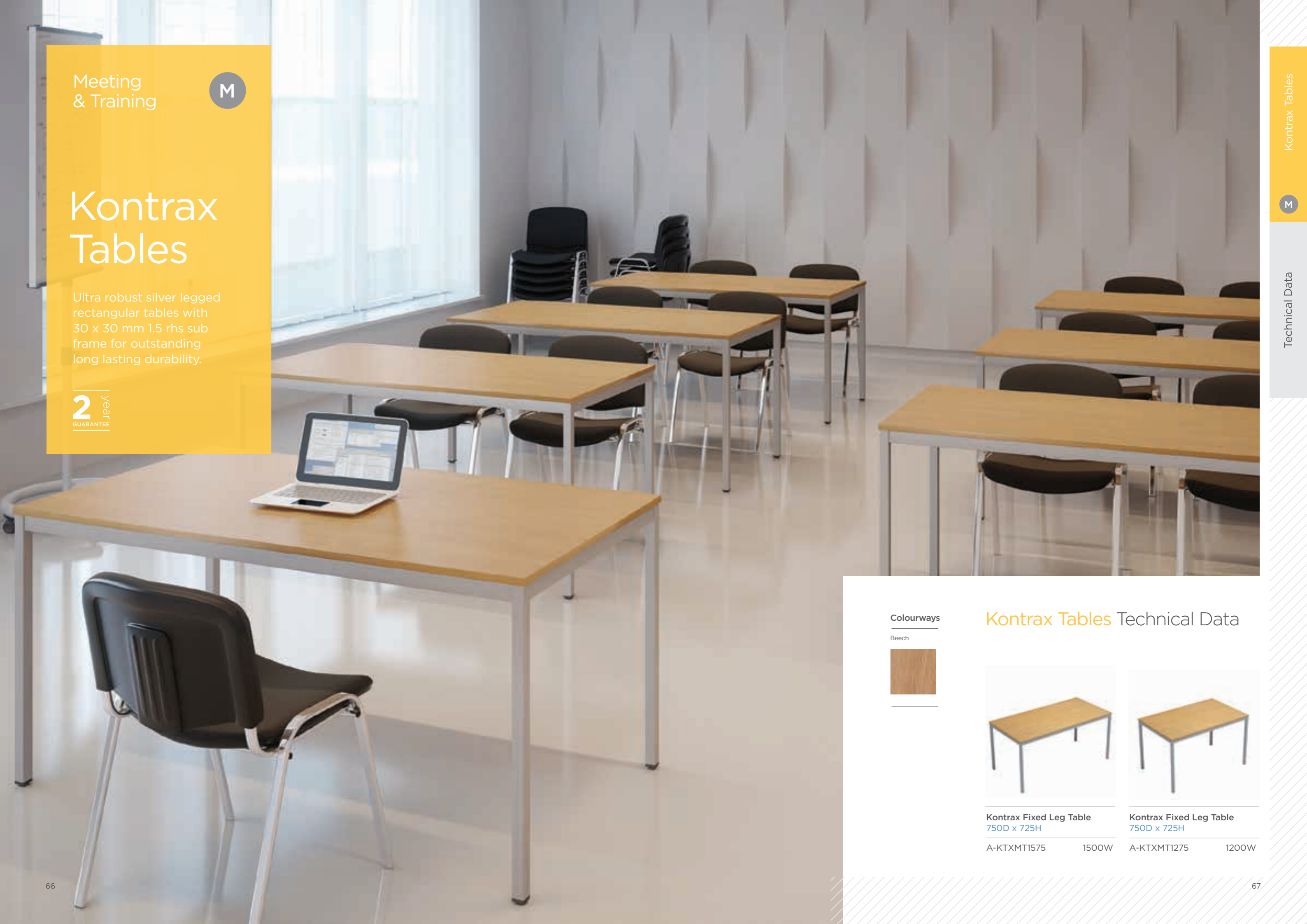
Meeting  
& Training

M

# Kontrax Tables

Ultra robust silver legged rectangular tables with 30 x 30 mm 1.5 rhs sub frame for outstanding long lasting durability.

2  
year  
GUARANTEE



### Colourways

Beech



## Kontrax Tables Technical Data



**Kontrax Fixed Leg Table**  
750D x 725H

A-KTXMT1575

1500W



**Kontrax Fixed Leg Table**  
750D x 725H

A-KTXMT1275

1200W