

# AXEL

---

Health and well-being are of paramount concern to organisations. In order to promote movement and avoid sedentary habits, AXEL allows you to switch from sitting to standing positions throughout the day, thereby improving your comfort levels and well-being at work.

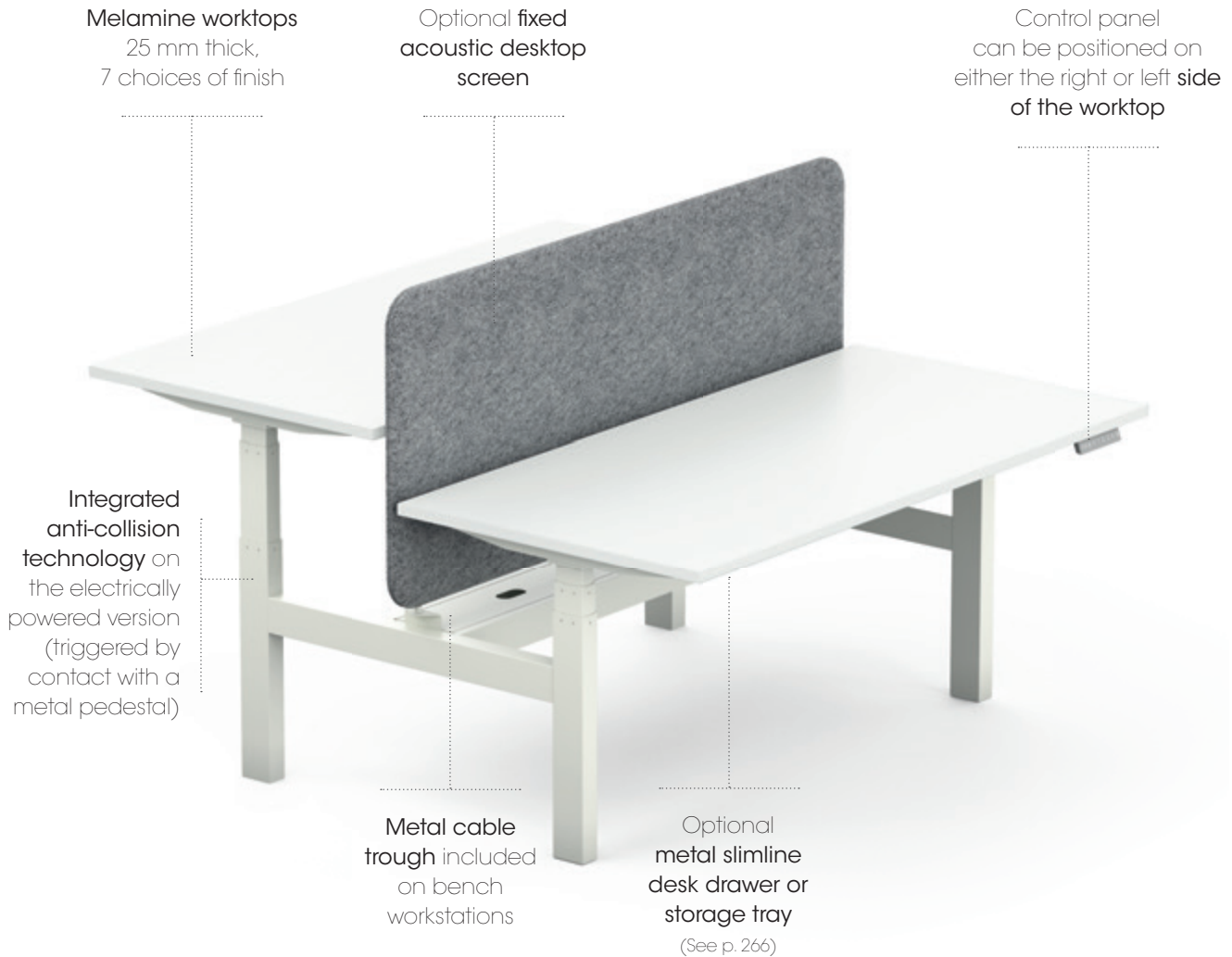




- Desktop screens, page 99
- Multi-compartment storage unit, page 131
- Ergonomic chairs, page 195
- Decorative plants, page 253



## Adjustable & ergonomic



### 2 TYPES OF ADJUSTMENT SYSTEM










Manual adjustment by hand lever  
(stows away under worktop):  
adjusts from 71.5 to 117 cm  
(individual desk) and from 71.5  
to 116 cm (bench shared desk).  
Centred perimeter leg comprising  
2 telescopic shafts



Powered by an electric motor  
with a built-in digital control panel,  
4 preset memory positions,  
between 65 and 130 cm.  
Centred perimeter leg comprising  
3 telescopic shafts, with 1 motor  
to each leg




# FINISHES & PRODUCT OVERVIEW

**7** choices of melamine worktop (+ top)

						
<b>MG</b> Snow white	<b>M6</b> Cashmere grey	<b>MA</b> White maple	<b>R2</b> Honfleur beech wood	<b>R1</b> Light oak	<b>R3</b> Brunswick oak	<b>RL</b> Amber walnut



FROM STOCK

**3** choices of metal finish for legs (+ fin.)

		
<b>SO</b> White	<b>Z4</b> Silver grey	<b>SG</b> Black


FROM STOCK

**2** choices of fabric colour for desktop screens (+ fab.)

	
<b>Bondai (Cat. A)</b> Aubergine	<b>Xtreme CS (Cat. B)</b> Light grey

STOCK




3 shade cards for fabrics



ON REQUEST

Bondai (Cat. A), Xtreme CS (Cat. B) and Blazer (Cat. D) see page 283

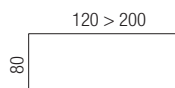
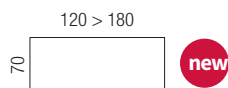
**3** choices of metal finish for clamps (+ fin.)

		
<b>SO</b> White	<b>SA</b> Aluminium grey	<b>SG</b> Black

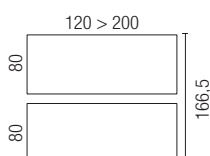
FROM STOCK

**ON REQUEST: 4 weeks (desktop screens) 6 weeks (desks)**

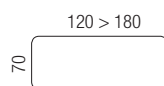
## Individual desks



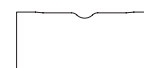
## Desks with shared structural frame



## Acoustic desktop screens H. 70 cm for Bench AXEL workstations



## Power and cable management



# PRICES

Price excl. taxes: **From stock** **On request**

**Hand lever operated height-adjustment**  
Height-adjustable desk from 71.5 to 117 cm



**Power assisted height adjustment**  
Height-adjustable desk from 65 to 130 cm.  
Control panel with 4 positions memory



## INDIVIDUAL DESKS

### D. 70 cm

> Rectangular worktops with pre-drilled openings for cable ports (sold separately)

	Ref. + top + fin.	Price excl. tax	Ref. + top + fin.	Price excl. tax
 W. 120 cm	1 532 120	€ 503	1 532 137	€ 803
W. 140 cm	1 532 121	€ 514	1 532 138	€ 813
W. 160 cm	1 532 122	€ 524	1 532 139	€ 824
W. 180 cm	1 532 123	€ 535	1 532 140	€ 835

> Rectangular worktops with scallop edge. MG and RI finishes available from stock.

 W. 120 cm	-	-	1 532 141	€ 803
W. 140 cm	-	-	1 532 142	€ 813
W. 160 cm	-	-	1 532 143	€ 824

> Rectangular worktops with pre-cut openings for soft closing top access housings (sold separately - see p. 275).


Metal cable trough included, in a matching finish to legs.



 W. 120 cm	1 532 131	€ 567	1 532 144	€ 867
W. 140 cm	1 532 132	€ 578	1 532 145	€ 877
W. 160 cm	1 532 133	€ 589	1 532 146	€ 888

### D. 80 cm

> Rectangular worktops with pre-drilled openings for cable ports (sold separately). Desk W. 200 cm is mounted on a W. 180 cm structural frame.

 W. 120 cm	1 532 020	€ 514	1 532 050	€ 813
W. 140 cm	1 532 021	€ 524	1 532 051	€ 824
W. 160 cm	1 532 022	€ 535	1 532 052	€ 835
W. 180 cm	1 532 023	€ 546	1 532 053	€ 845
W. 200 cm	1 532 024	€ 567	1 532 054	€ 867

> Rectangular worktops with scallop edge. MG and RI finishes available from stock.

 W. 120 cm	-	-	1 532 096	€ 813
W. 140 cm	-	-	1 532 097	€ 824
W. 160 cm	-	-	1 532 098	€ 835
W. 180 cm	-	-	1 532 099	€ 845

> Rectangular worktops with pre-cut openings for soft closing top access housings (sold separately - see p. 275).

Metal cable trough included, in a matching finish to legs. MG and RI finishes available from stock.



 W. 120 cm	1 532 157	€ 578	1 532 055	€ 877
W. 140 cm	1 532 158	€ 589	1 532 056	€ 888
W. 160 cm	1 532 159	€ 599	1 532 057	€ 899
W. 180 cm	1 532 160	€ 610	1 532 058	€ 910

(See page 277 for upper cable troughs)



**Power and cable management**  
Optional - See page 273



**Top access housing**  
Module to be ordered separately - see p. 275

**Hand lever operated height-adjustment**  
Height-adjustable desks, from 71.5 to 116 cm  
Twin compartment cable trough included



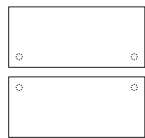
**Power assisted height adjustment**  
Height-adjustable desks, from 65 to 130 cm. Control panel with 4 positions memory. Twin compartment cable trough included.



**DESKS WITH SHARED STRUCTURAL FRAME**

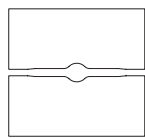
**D. 80 cm / D. 166.5 cm**

> 2 rectangular worktops with pre-drilled openings for cable ports (sold separately). Desk W. 200 cm is mounted on a W. 180 cm structural frame.



	Ref. + top + fin.	Price excl. tax	Ref. + top + fin.	Price excl. tax
W. 120 cm	1 532 025	€ 1134	1 532 059	€ 1776
W. 140 cm	1 532 026	€ 1156	1 532 060	€ 1798
W. 160 cm	1 532 027	€ 1177	1 532 061	€ 1819
W. 180 cm	1 532 028	€ 1198	1 532 062	€ 1840
W. 200 cm	1 532 029	€ 1231	1 532 063	€ 1873

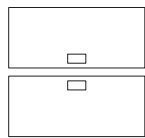
> 2 rectangular worktops with scallop edge. MG and RI finishes available from stock.



	Ref. + top + fin.	Price excl. tax
W. 120 cm	-	€ 1776
W. 140 cm	-	€ 1798
W. 160 cm	-	€ 1819
W. 180 cm	-	€ 1840

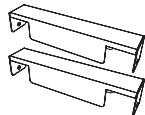
> 2 rectangular worktops with pre-cut openings for soft closing top access housings (sold separately - see p. 275).

Each worktop is fitted with its own metal cable trough, in a matching finish to legs. MG and RI finishes available from stock.



	Ref. + top + fin.	Price excl. tax
W. 120 cm	1 532 161	€ 1263
W. 140 cm	1 532 162	€ 1284
W. 160 cm	1 532 163	€ 1305
W. 180 cm	1 532 164	€ 1327

**OPTIONS**



**Set of 2 spacing bars for shared workstations** (powered version).

These create a space between adjoining desks in order to prevent the accidental trapping of fingers during worktop height adjustments. Attach to the desk structure. Available in a choice of White SO, Aluminium grey SA or Black SG (+ fin.).

Ref. + fin. Price excl. tax

1 532 114 € 54

**DESKTOP SCREENS**

Ref. + fab.

Bondai fabrics (Cat. A)

Xtreme CS fabrics (Cat. B)

Blazer fabrics (Cat. D)

Price excl. tax

> For desks with a shared structural frame

**Acoustic desktop screens H. 70 cm : specially designed for AXEL workstations**

Outer frame made from aluminium covered with fabric - Core made from honeycomb cardboard 25 mm thick, clad with 1 layer of 10 mm thick acoustic polyester fibre on each panel face. 47 mm thick. Tackable panel surface. Mounted on the desk structural frame using fixing clamps, sold separately. Not designed to receive an accessories rail.



	Ref. + fab.	Bondai fabrics (Cat. A)	Xtreme CS fabrics (Cat. B)	Blazer fabrics (Cat. D)
W. 120 cm	1 532 007	€ 326	€ 342	€ 460
W. 140 cm	1 532 008	€ 348	€ 364	€ 482
W. 160 cm	1 532 009	€ 369	€ 385	€ 503
W. 180 cm	1 532 010	€ 391	€ 407	€ 524

**Fixing clamps.** Must be included in your order.

Epoxy lacquered metal clamps - Choice of finish in White SO, Aluminium grey SA or Black SG (+fin.).

Clamps for screens H. 70 cm 1 532 012 € 48

> For individual desks, see the complete desktop screen offering on p. 99.

**FINISHES**

Choice of melamine finish for worktops (+ top)



Choice of metal finish for legs (+ fin.)



Choice of fabric colour (+ fab.)



Choices of metal finish for clamps (+ fin.)



FROM STOCK

ON REQUEST

FROM STOCK

ON REQUEST: 4 weeks (desktop screens) 6 weeks (desks)

# ESSENTIEL UP

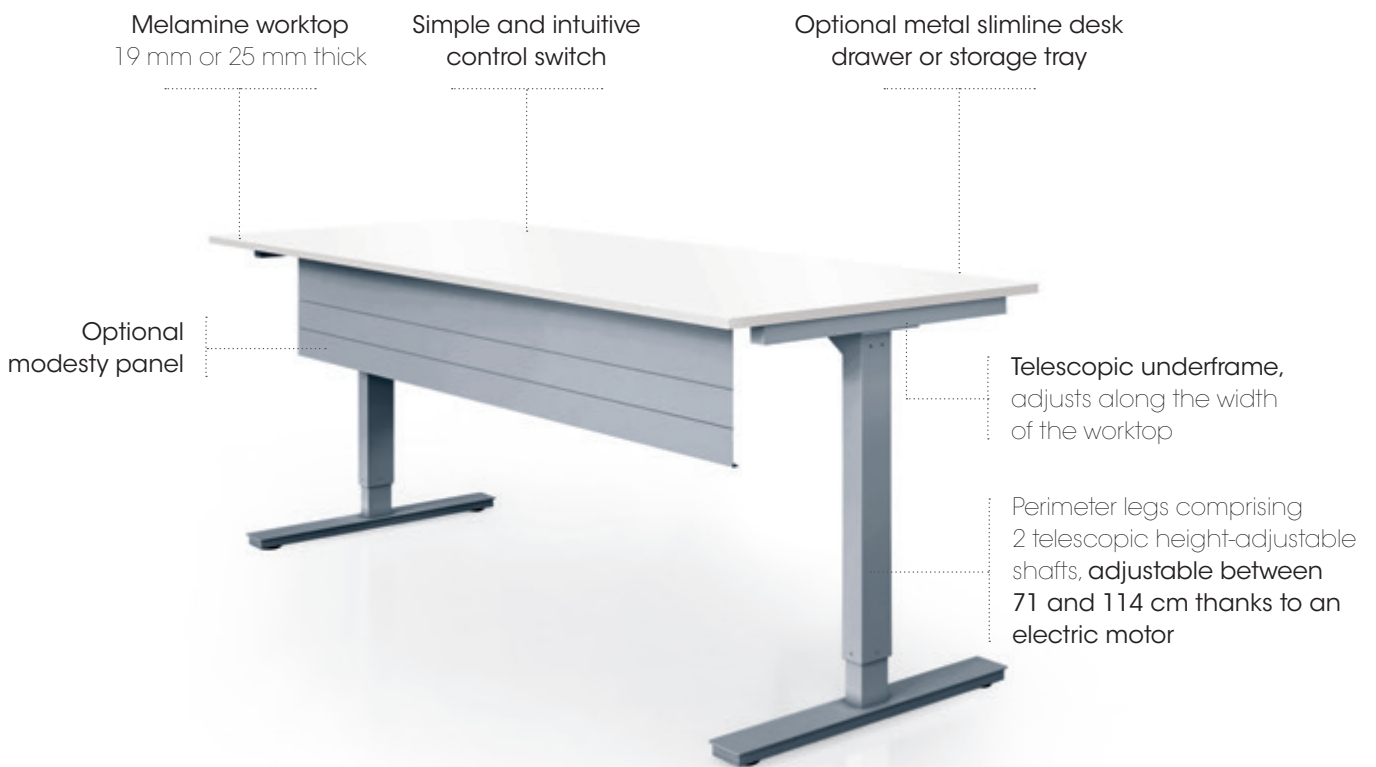
Exemplifying the current shifting trend towards sit-stand desks, Essentiel UP allows a user to effortlessly alternate working positions throughout the day, thanks to its electrically powered lift mechanism. Essentiel UP is a cost-effective desking solution bringing together user comfort with a clean design.



- Cupboards, page 121
- Ergonomic chairs, page 195
- Desktop lamps, page 253
- Decorative plants, page 253
- Cable and Power management, page 273



## Economical & ergonomic



### ADJUSTMENTS



Height-adjustment  
control switch

### OPTIONS



Optional slimline  
desk drawer  
(See page 266)



Rotatable  
storage tray  
made from ABS

# FINISHES & PRODUCT OVERVIEW

2

choices of melamine finish for 19 mm thick worktops (+ top)



FROM STOCK

7

choices of melamine finish for 25 mm thick worktops (+ top)



FROM STOCK

3

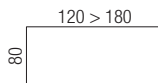
choices of metal finish for legs (+ fin.)



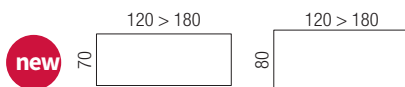
FROM STOCK

ON REQUEST: allow 6 weeks

Rectangular worktops 19 mm thick



Rectangular worktops 25 mm thick



Power and cable management



# PRICES

Price excl. taxes: **From stock**  **On request**

## PLAIN worktops



## Worktops with SCALLOP EDGE



## Worktops for ABS Top Access HOUSING MODULES\* (See p. 275)

Metal cable trough included



### INDIVIDUAL DESKS

#### Worktops 19 mm thick

##### > D. 80 cm

	Ref. + top + fin.	Price excl. tax	Ref. + top + fin.	Price excl. tax	Ref. + top + fin.	Price excl. tax
W. 120 cm	1 618 020	€ 621	-	-	1 618 037	€ 674
W. 140 cm	1 618 015	€ 631	-	-	1 618 038	€ 685
W. 160 cm	1 618 016	€ 642	-	-	1 618 039	€ 696
W. 180 cm	1 618 017	€ 653	-	-	1 618 040	€ 706

## Worktops to receive optional CABLE PORTS



## Worktops with SCALLOP EDGE (Choice of MG and RI finishes from stock)



## Worktops to receive SOFT CLOSING HOUSING MODULES\* (See p. 275)

Metal cable trough included  
(Choice of MG and RI finishes from stock)



#### Worktops 25 mm thick

##### > D. 70 cm

	Ref. + top + fin.	Price excl. tax	Ref. + top + fin.	Price excl. tax	Ref. + top + fin.	Price excl. tax
W. 120 cm	1 618 064	€ 674	1 618 068	€ 674	1 618 071	€ 728
W. 140 cm	1 618 065	€ 685	1 618 069	€ 685	1 618 072	€ 738
W. 160 cm	1 618 066	€ 696	1 618 070	€ 696	1 618 073	€ 749
W. 180 cm	1 618 067	€ 706	-	-	-	-

##### > D. 80 cm

	Ref. + top + fin.	Price excl. tax	Ref. + top + fin.	Price excl. tax	Ref. + top + fin.	Price excl. tax
W. 120 cm	1 618 025	€ 685	1 618 088	€ 685	1 618 050	€ 738
W. 140 cm	1 618 026	€ 696	1 618 089	€ 696	1 618 051	€ 749
W. 160 cm	1 618 027	€ 706	1 618 090	€ 706	1 618 052	€ 760
W. 180 cm	1 618 028	€ 717	1 618 091	€ 717	1 618 053	€ 770



**Power and cable management**

Optional - see page 273



**Top access housing**  
Module to be ordered separately - see p. 275

\*Different top access housing modules dependent on worktop thickness.

## FINISHES

Choice of melamine finish for 19 mm thick worktops (+ top)



MG



RI



MG



M6



MA



R2



RI



R3



RL

Choice of melamine finish for 25 mm thick worktops (+ top)

Choice of metal finish for legs (+ fin.)



SO



Z4



SG

FROM STOCK

ON REQUEST: allow 6 weeks