

KARA

KARA instantly stands out by the generous thickness of its worktops and its timeless design style. Its worktops and storage units adapt to a users' every need, allowing numerous layout configurations, offering an extensive work surface and making it the perfect desking solution for managerial or executive spaces.



Rectangular desk W. 170 cm, square section melamine legs with melamine cladding. Royal brown oak finish, matching modesty panel.



• Executive chairs, page 195

Rectangular desk W. 200 cm including a structural pedestal with 3 drawers and an offset return with melamine top. Amber walnut decorative finish.



- Executive chairs, page 195
- Cable and Power management, page 273



Classic & refined

Melamine worktop
38 mm thick,
3 choices of finish

Desk return
fitted with
2 cable ports

Optional enamelled
toughened glass top
6 mm thick



Legs mounted on metal
plates with adjustable
stabilizer feet

Melamine
modesty panel

Desk return
with 2 strips of
aluminium trim

Struts

2 TYPES OF LEG DESIGN



Melamine
panel leg




Square section metal
legs 60 x 60, melamine
cladding in a matching
finish to worktop

FINISHES & PRODUCT OVERVIEW


3 choices of finish for melamine worktops with panel legs, structural pedestals or closed panel returns in a matching finish (+ top)

2 choices of metal finish for legs with melamine cladding matching the worktop (+ fin.)


1 choice of glass top finish



RI
Light oak




RL
Amber walnut




MT
Royal brown oak

FROM STOCK




SO
White



SA
Aluminium grey

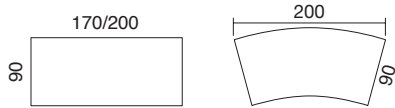
FROM STOCK



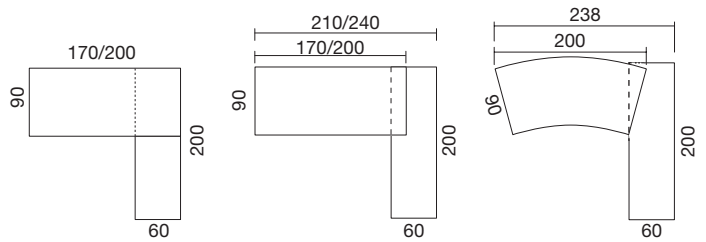
GS
Glossy enamelled white

FROM STOCK

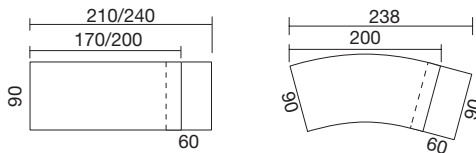
Individual desks



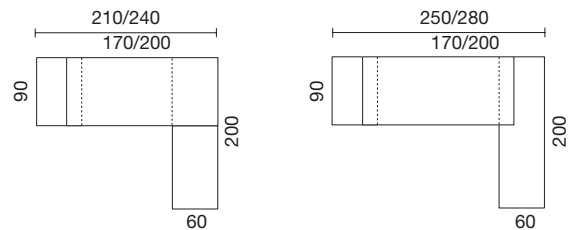
Desks with closed panel return



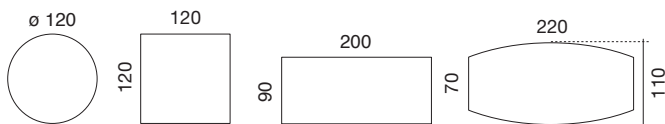
Desks with structural pedestal



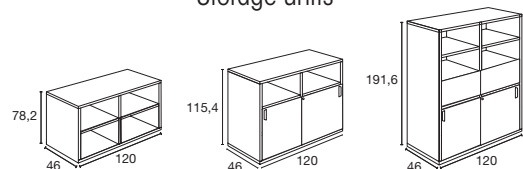
Desks with structural pedestal and closed panel return



Meeting tables




Storage units



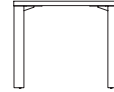
PRICES

Price excl. taxes : **From stock**

Melamine panel legs
with modesty panel




Square section metal legs
Melamine cladding to both external facades



(Melamine leg in matching finish to worktop)

WORKSPACE

D. 90 cm



Rectangular worktops

	Ref. + top + top	Price excl. tax	Ref. + top + fin*	Price excl. tax
W.170 cm	3 636 113	€ 710	3 636 190	€ 788
W. 200 cm	3 636 115	€ 832	3 636 191	€ 887



Curved worktops

W. 200 cm	3 636 320	€ 866	3 636 561	€ 920
-----------	-----------	-------	-----------	-------

Desks with 3 drawer structural pedestal. Structural pedestal can be placed on left or right-hand side.

Rectangular with structural pedestal - melamine top



W. 210 cm	3 636 114	€ 1372	3 636 562	€ 1372
W. 240 cm	3 636 116	€ 1494	3 636 563	€ 1494

Rectangular with structural pedestal - glass top*

W. 210 cm	3 636 321	€ 1539	3 636 662	€ 1539
W. 240 cm	3 636 322	€ 1660	3 636 663	€ 1660



Curved with structural pedestal - melamine top

W. 238 cm	3 636 323	€ 1527	3 636 564	€ 1554
-----------	-----------	--------	-----------	--------

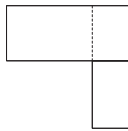
Curved with structural pedestal - glass top*

W. 238 cm	3 636 324	€ 1693	3 636 664	€ 1721
-----------	-----------	--------	-----------	--------

D. 200 cm

Desks with closed panel return. Return can be placed on either the left or right-hand side.

Rectangular with aligned return - melamine top

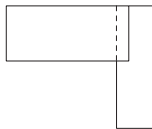


W.170 cm	3 636 301	€ 1262	3 636 568	€ 1262
W. 200 cm	3 636 308	€ 1384	3 636 569	€ 1384

Rectangular with ALIGNED return - glass top*

W.170 cm	3 636 302	€ 1725	3 636 668	€ 1702
W. 200 cm	3 636 309	€ 1846	3 636 669	€ 1824

Rectangular with offset return - melamine top

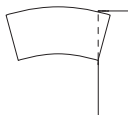


W. 210 cm	3 636 396	€ 1284	3 636 565	€ 1284
W. 240 cm	3 636 399	€ 1405	3 636 566	€ 1405

Rectangular with OFFSET return - glass top*

W. 210 cm	3 636 304	€ 1747	3 636 665	€ 1725
W. 240 cm	3 636 306	€ 1868	3 636 666	€ 1846

Curved with offset return - melamine top



W. 238 cm	3 636 307	€ 1273	3 636 567	€ 1300
-----------	-----------	--------	-----------	--------

Curved with OFFSET return - glass top*

W. 238 cm	3 636 310	€ 1736	3 636 667	€ 1741
-----------	-----------	--------	-----------	--------

* For the glass top version: Ref. + top + top + GS for panel leg version or Ref. + top + fin + GS for metal leg version.

PRICES

Price excl. taxes : **From stock** **On request**

WORKSPACE (Continued)

Ref. + top + top*

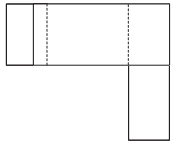
Price excl. tax

D. 200 cm

Desks with closed panel return and structural pedestal. Structural pedestal and return can be placed on either the left or right-hand side.

With 3 drawer structural pedestal and aligned return - 2 melamine tops

W. 210 cm	3 636 394	€ 1769
W. 240 cm	3 636 398	€ 1890



With 3 drawer structural pedestal and aligned return - 1 glass top*

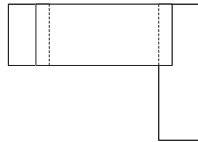
W. 210 cm	3 636 313	€ 2232
W. 240 cm	3 636 314	€ 2353

With 3 drawer structural pedestal and aligned return - 2 glass tops*

W. 210 cm	3 636 311	€ 2397
W. 240 cm	3 636 312	€ 2519

With 3 drawer structural pedestal and offset return - 2 melamine tops

W. 250 cm	3 636 397	€ 1791
W. 280 cm	3 636 300	€ 1912



With 3 drawer structural pedestal and offset return - 1 glass top*

W. 250 cm	3 636 315	€ 2253
W. 280 cm	3 636 316	€ 2375

With 3 drawer structural pedestal and offset return - 2 glass tops*

W. 250 cm	3 636 303	€ 2419
W. 280 cm	3 636 305	€ 2540

Standard worktops

Worktops with pre-cut openings
(cable trough included)

MEETING SPACES

Ref. + top + fin.

Price excl. tax

Ref. + top + fin.

Price excl. tax

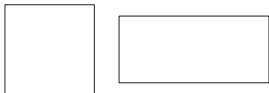
Circular table. 4 square section metal legs - melamine cladding.

Ø 120	3 636 203	€ 1048
-------	-----------	--------



Square and rectangular tables. 4 square section metal legs - melamine cladding.

W. 120 x D. 120 cm	3 636 165	€ 744	3 636 581	€ 788
W. 200 x D. 90 cm	3 636 166	€ 887	3 636 582	€ 976



Barrel shaped table. 4 square section metal legs - melamine cladding.

W. 200 x D. 90 cm	3 636 202	€ 1709	3 636 583	€ 1797
-------------------	-----------	--------	-----------	--------



* For the glass top version: Ref. + top + top + GS.


STORAGE UNITS

Ref. + top + SA

Price excl. tax

Melamine mobile pedestals. W. 40 x D. 60 x H. 55.40 cm

Integrated pen tray. Selective drawer opening system, full depth extraction. Central locking. Metal handles in an Aluminium grey finish.



1 box drawer + 1 SF

3 636 584

€ 268

3 drawers

3 636 585

€ 268

Cupboards

Ref. + top + MG

Price excl. tax

Ref. + top + MG + GS

Price excl. tax

Melamine cupboard shell 38 mm thick in wood decorative finish, back and front panels 19 mm thick in a Snow white MG finish. Swing doors and drawers: opening by push-release system. Sliding doors in a Snow white MG finish or toughened safety glass GS, with lock. Select cupboard models can be fitted with swing doors and drawers, but they do not include rails to allow fitting of sliding doors. Cupboards with sliding doors feature guide rails fitted to the top and base of the units. High cupboards are formed by the combination of a medium and a low cupboard. W. 120 x D. 46 cm.

Melamine sliding doors

Glass sliding doors



Low cupboards H. 78.2 cm - 1 shelf

Without doors

3 636 204

€ 546

2 swing doors

3 636 206

€ 661

4 swing doors

3 636 207

€ 777

2 sliding doors

3 636 205

€ 805

3 636 220

€ 1268

Medium cupboards H. 115.4 cm - 2 shelves



Without doors

3 636 208

€ 749

3 swing doors

3 636 212

€ 926

2 swing doors + 1 drawer unit

3 636 211

€ 1041

2 sliding doors

3 636 209

€ 1008

3 636 221

€ 1471

2 sliding doors + 1 drawer unit


3 636 210

€ 1184

3 636 222

€ 1648

High cupboards H. 193.6 cm - 4 shelves



Without doors

3 636 213

€ 1279

6 swing doors

3 636 216

€ 1648

2 sliding doors + 2 swing doors

3 636 214

€ 1620

3 636 223

€ 2083

2 sliding doors + 2 drawer units

3 636 215

€ 1676

3 636 224

€ 2138

OPTIONS

Ref.

Price excl. tax

Modesty panels for metal legs. Not compatible with desks incorporating an aligned return.

Metal

Rectangular worktop W. 170 cm

3 636 200 + fin.

€ 82

Rectangular worktop W. 200 cm

3 636 201 + fin.

€ 94

Rectangular worktop W. 200 cm

3 636 586 + fin.

€ 88

Melamine

Rectangular worktop W. 170 cm

3 500 518 + top

€ 82

Rectangular worktop W. 200 cm

3 500 519 + top

€ 94

Curved worktop W. 170 cm

3 500 519 + top

€ 94



Power and cable management
Optional - see page 273



Top access housing
Module to be ordered separately

Choice of finish for melamine worktops, panel legs, structural pedestals or closed panel returns in matching finish (+ top)



RI



RL



MT

FINISHES

Choice of metal finish for legs (+ fin.)



SO



SA

Choice of glass top colour finish



GS

FROM STOCK

RIO

RIO is presented in a choice of either melamine or glass enamelled worktops mounted on a metal frame. Its sober and decidedly contemporary aesthetic make this desk the ideal solution for the fitting out of managerial spaces, whether in an open-space floorplan or in private offices.



- Cupboards, page 121
- Ergonomic chairs, page 195
- Decorative lamps, page 253



Modern & sober

Melamine worktop

25 mm thick, 4 choices of finish

Glass worktop

8 mm thick, 2 choices of colour

Melamine worktops ^{new}

with drilled out openings for cable ports
or pre-cut for top access housings



Metal bridge design legs
on adjustable stabilizer feet
2 choices of finish

3 RETURN DESIGNS



Structural return
with Altuglas® sliding doors
on matching metal legs



Fixed return
1 bridge shaped leg
to create a lighter structure




Free-standing return
2 bridge
design metal legs

FINISHES & PRODUCT OVERVIEW

4 choices of melamine worktop (+ top 1)



2 choices of metal finish for legs (+ fin.)



FROM STOCK

2 choices of glass colour finish for worktops (+ top 2)

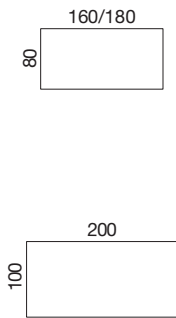


2 choices of Altuglas® sliding door colour (+ col.)

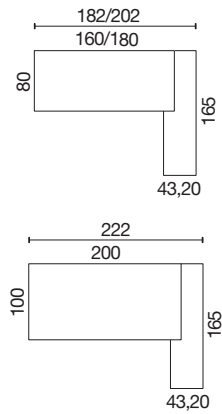


FROM STOCK

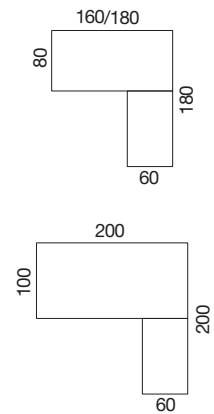
Individual desks



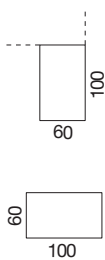
Desks with structural returns



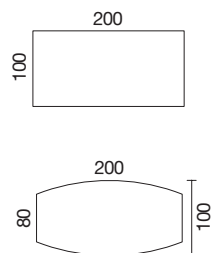
Desks with fixed returns



Extension units

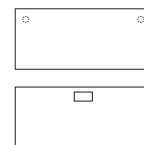


Meeting tables



Power and cable management (for melamine worktops)

Desks




Meeting tables



PRICES

Price excl. taxes : From stock On request

WORKSPACE	Melamine worktops with drilled out openings for cable ports		Pre-cut melamine worktops with openings for top access housings (cable trough included) 		Glass top	
	Ref. + top 1 + fin.	Price excl. tax	Ref. + top 1 + fin.	Price excl. tax	Ref. + top 2 + fin.	Price excl. tax
Rectangular desks						
W. 160 x D. 80 cm	3 665 315	€ 590	3 665 600	€ 648	3 665 318	€ 677
W. 180 x D. 80 cm	3 665 316	€ 633	3 665 601	€ 696	3 665 319	€ 788
W. 200 x D. 100 cm	3 665 317	€ 689	3 665 602	€ 753	3 665 320	€ 920
	Réf. + décor 1 + fin. + col.	Price excl. tax	Réf. + décor 1 + fin. + col.	Price excl. tax	Réf. + décor 2 + fin. + col.	Price excl. tax

Rectangular desks with structural returns - Melamine return in MG (White) or MU (Aluminium grey) finish, matching the legs - Altuglas doors OA/OB (+ col.)

> **Structural return with user side access**

W. 182 x D. 165 cm	3 665 603	€ 1268	3 665 606	€ 1326	3 665 609	€ 1356
W. 202 x D. 165 cm	3 665 604	€ 1312	3 665 607	€ 1373	3 665 610	€ 1466
W. 222 x D. 165 cm	3 665 605	€ 1366	3 665 608	€ 1432	3 665 611	€ 1599

> **Structural return with double sided access**

W. 182 x D. 165 cm	3 665 321	€ 1268	3 665 612	€ 1326	3 665 324	€ 1356
W. 202 x D. 165 cm	3 665 322	€ 1312	3 665 613	€ 1373	3 665 325	€ 1466
W. 222 x D. 165 cm	3 665 323	€ 1366	3 665 614	€ 1432	3 665 326	€ 1599

	Ref. + top 1 + fin.	Price excl. tax	Ref. + top 1 + fin.	Price excl. tax	Ref. + top 2 + fin.	Price excl. tax
Rectangular desks with fixed returns						
W. 160 x D. 180 cm	3 665 327	€ 904	3 665 615	€ 963	3 665 330	€ 1097
W. 180 x D. 180 cm	3 665 328	€ 948	3 665 616	€ 1010	3 665 331	€ 1207
W. 200 x D. 200 cm	3 665 329	€ 1003	3 665 617	€ 1068	3 665 332	€ 1339

Fixed returns - Positioned to the left or right-hand side of rectangular desks.

W. 100 x D. 60 cm	3 665 333	€ 315			3 665 334	€ 418
-------------------	-----------	-------	--	--	-----------	-------

Free-standing return

W. 100 x D. 60 cm	3 665 335	€ 435			3 665 336	€ 567
-------------------	-----------	-------	--	--	-----------	-------

	Ref. + fin.	Price excl. tax	Ref. + fin.	Price excl. tax	Ref. + fin.	Price excl. tax
--	-------------	-----------------	-------------	-----------------	-------------	-----------------

Metal modesty panels - Modesty panel attaches to the underside of melamine worktops or secures to a crossbeam spanning the legs of glass top desks.

	For free-standing desks or desks with fixed returns		For desks with structural returns	
W. 160 cm	3 665 103	€ 88	3 665 337	€ 82
W. 180 cm	3 665 104	€ 94	3 665 103	€ 88
W. 200 cm	3 665 105	€ 100	3 665 104	€ 94

MEETING SPACE	Melamine worktop		Pre-cut melamine worktops with openings for top access housings (cable trough included)		Glass top	
	Ref. + top 1 + fin.	Price excl. tax	Ref. + top 1 + fin.	Price excl. tax	Ref. + top 2 + fin.	Price excl. tax
Rectangular table						
W. 200 x D. 100 cm	3 665 317	€ 689	3 665 618	€ 753	3 665 320	€ 920
Barrel shaped table						
W. 200 x D. 100 cm	3 665 619	€ 660	3 665 620	€ 716		

 **Top access housing**
Module to be ordered separately

* From stock worktop availability in RI finish only.

MOKA

MOKA is a favourite in the furnishing of executive office spaces. With its characteristic panel legs, it projects allure and poise throughout your work space. Combined with its matching range of easy reach storage solutions, this is the ideal desk for managers seeking tradition and practicality.



- Executive chairs, page 195
- Cupboards, page 121
- Cable and Power management, page 273



Timeless & functional

Melamine worktop

25 mm thick, 3 choices of finish
Pre-drilled worktops with openings
to receive optional cable ports*

Structural modesty panel

with openings foreseen in
the upper section to facilitate
cable routing



Aluminium grey
struts

Legs with
height-adjustable
feet

3 STORAGE UNIT DESIGNS



Structural return
with user side access



Structural return
with visitor side access



Mobile
pedestal

* Cannot be located on the extremity supported by a structural return.

FINISHES & PRODUCT OVERVIEW

3


choices of finish for melamine worktops, panel legs, structural pedestals or closed panel returns in matching finish (+ top)



RI
Light oak



RL
Amber walnut



MT
Royal brown oak

FROM STOCK

1

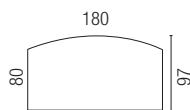

choice of sliding door melamine finish on structural return



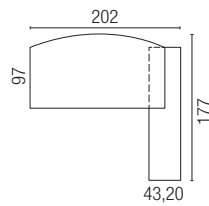
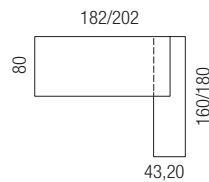
MU
Aluminium grey

FROM STOCK

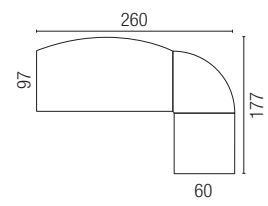
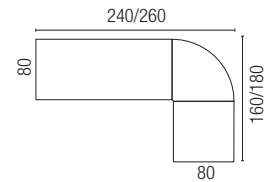
Individual desks



Desks with structural return unit



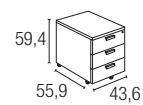
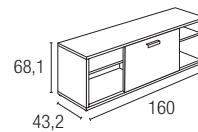
Panoramic desks



Corner angle unit



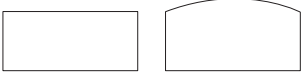
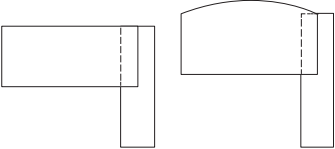
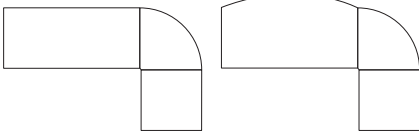

Easy-reach storage units



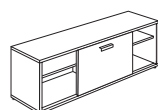
PRICES

Price excl. taxes : **From stock** **On request**

WORKSPACE

		Ref. + top	Price excl. tax
Individual desks			
	Rectangular desk W. 80 x D. 80 cm	3 442 500	€ 336
	Rectangular desk W. 160 x D. 80 cm	3 442 501	€ 413
	Rectangular desk W. 180 x D. 80 cm	3 442 502	€ 446
	Curved desk W. 180 x D. 97 cm	3 442 503	€ 546
Desk with structural return unit (can be placed on left or right-hand side)			
	Rectangular desk W. 182 x D. 160 cm	3 442 504	€ 705
	Rectangular desk W. 202 x D. 160 cm	3 442 505	€ 738
	Curved desk W. 202 x D. 177 cm	3 442 506	€ 843
	Optional sliding door	3 442 359 + MU	€ 94
Panoramic desks. Desk configuration comprising a 90° corner angle and a rectangular desk W. 80 cm			
	Rectangular desk W. 240 x D. 160 cm	3 442 507	€ 964
	Rectangular desk W. 260 x D. 160 cm	3 442 508	€ 997
	Curved desk W. 260 cm x D. 177 cm	3 442 509	€ 1097
Corner angle unit			
	90° angle worktop	3 442 112	€ 243
	Tubular leg Ø 60 mm in Aluminium grey finish (support leg required upwards of 20 kg expected loads)	3 442 370 + SB	€ 30

EASY-REACH STORAGE



Storage unit with sliding doors

Unit incorporating a median vertical partition and 2 half-width shelves

3 442 510 + top + MU

€ 540

Mobile melamine pedestals

2 drawers


3 442 113 + top + SB

€ 268

3 drawers

3 442 114 + top + SB

€ 268

 **Power and cable management**
Optional - see page 273